

OFFICIAL NCAA BASKETBALL BOX SCORE
 DuPont Manual Crimsons vs West Carter Lady Comets

03/25/2000 12:00 Noon
 Final Box Score

Arena Girls' Sweet 16, McBrayer Arena
 City, State

No.	DuPont Manual Crimsons	Total FG		3-point		FT	FTA	Rebounds			F	TP	A	TO	BLK	STL	MIN
		FG	FGA	FG	FGA			Off	Def	Tot							
3	Ashley Butler	2	4	0	0	0	0	1	2	3	5	4	1	3	0	1	15:40
10	Lauren Carcara	0	0	0	0	0	0	0	1	1	2	0	1	1	0	0	12:45
15	* Erin Bolger	0	3	0	2	0	0	0	0	0	1	0	1	5	0	0	13:18
20	* Morrisa Benberry	2	5	1	3	0	0	1	0	1	1	5	1	4	0	0	20:50
24	* Chelsey Thompson	9	14	3	8	3	3	1	2	3	5	24	4	3	0	0	27:50
32	* Elizabeth Plass	4	11	3	7	0	0	0	4	4	0	11	1	4	0	1	28:00
33	Ashley Miller	0	0	0	0	0	0	0	0	0	0	0	0	0	0	0	4:43
34	Ellen Doolittle	0	0	0	0	0	0	0	0	0	0	0	0	0	0	0	DNP
41	Delmeka Jones	0	0	0	0	0	0	0	0	0	0	0	0	0	0	0	2:07
50	Katie Hohmann	0	0	0	0	0	0	0	0	0	0	0	0	0	0	0	DNP
51	Chandra Brown	3	4	0	0	2	2	2	3	5	0	8	1	2	1	0	14:51
54	* Emily Church	1	4	0	0	1	2	2	3	5	1	3	0	2	0	1	19:56
Team (Included in Totals)								0	0	0							
Totals		21	45	7	20	6	7	7	15	22	15	55	10	24	1	3	160
Total FG%: 1st half 12 - 25 (48.0%)		2nd half 9 - 20 (45.0%)		Game 21 - 45 (46.7%)		Deadball											
3Pt FG%: 1st half 4 - 9 (44.4%)		2nd half 3 - 11 (27.3%)		Game 7 - 20 (35.0%)		rebounds											
FT%: 1st half 2 - 3 (66.7%)		2nd half 4 - 4 (100%)		Game 6 - 7 (85.7%)		0											

No.	West Carter Lady Comets	Total FG		3-point		FT	FTA	Rebounds			F	TP	A	TO	BLK	STL	MIN
		FG	FGA	FG	FGA			Off	Def	Tot							
30	Leah Frasier	0	0	0	0	0	0	0	0	0	0	0	0	0	0	0	DNP
32	Cassandra Glover	0	0	0	0	0	0	0	0	0	0	0	0	0	0	0	DNP
33	Jenise James	0	0	0	0	0	0	0	0	0	0	0	0	0	0	0	DNP
34	* Mandy Sterling	7	13	3	5	2	2	0	5	5	2	19	5	1	0	3	32:00
35	* Megan Gearhart	6	11	0	1	4	4	1	5	6	1	16	6	6	0	2	32:00
40	* Cathy Day	0	2	0	1	1	2	2	0	2	0	1	0	1	0	1	10:00
41	* Kandi Brown	5	9	4	6	8	8	0	2	2	2	22	3	4	0	8	32:00
42	Shanna Shelton	0	0	0	0	0	0	0	0	0	0	0	0	0	0	0	1:01
43	Kayla Jones	2	4	0	0	0	0	1	2	3	4	4	1	0	0	2	20:59
44	Brooke Mullis	0	0	0	0	0	0	0	0	0	0	0	0	0	0	0	1:01
45	Nicki Burchett	0	0	0	0	0	0	0	0	0	0	0	0	0	0	0	DNP
50	* Meghan Hillman	5	8	0	1	1	2	1	1	2	0	11	0	2	0	0	30:59
55	Robin Butler	0	0	0	0	0	0	0	0	0	0	0	0	0	0	0	DNP
Team (Included in Totals)								2	3	5							
Totals		25	47	7	14	16	18	7	18	25	9	73	15	14	0	16	160
Total FG%: 1st half 14 - 27 (51.9%)		2nd half 11 - 20 (55.0%)		Game 25 - 47 (53.2%)		Deadball											
3Pt FG%: 1st half 5 - 9 (55.6%)		2nd half 2 - 5 (40.0%)		Game 7 - 14 (50.0%)		rebounds											
FT%: 1st half 2 - 4 (50.0%)		2nd half 14 - 14 (100%)		Game 16 - 18 (88.9%)		2											

Technical Fouls: None

Attendance: 3,863

Officials: Laura Morris, John Chamberlain, Kerry Henson

Score by Period	1st H	2nd H	OT	OT	Final	Record	Overall	Conf
West Carter Lady Comets	35	38	0	0	73	Lady Comets	37-1	
DuPont Manual Crimsons	30	25	0	0	55	Crimsons	23-5	

Lady Comets Crimsons				Lady Comets Crimsons				Lady Comets Crimsons			
Points off Turnovers	23	11		Second Effort Points	3	12		Bench Points	4	12	
Points in the Paint	20	12		3 Point Points	21	21		Free Throw Points	16	6	
Largest Lead	71	53	(18 pts)	Lead Changes	5			Number of Ties	10		

University of Kentucky Basketball - Play by Play Report - Period 1 (pg 1)
West Carter Lady Comets vs. DuPont Manual Crimson
Date: 03/25/2000 Time: 12:00 Noon Site: Girls' Sweet 16, McBrayer Arena Attendance:

##	Name	Action	Score	Clock	Diff	##	Name	Action	Action
34	M Sterling	Start Game				15	E Bolger	Start Game	
35	M Gearhart	Start Game				20	M Benberry	Start Game	
40	C Day	Start Game				24	C Thompson	Start Game	
41	K Brown	Start Game				32	E Plass	Start Game	
50	M Hillman	Start Game				54	E Church	Start Game	
50	M Hillman	Jump Ball Loss		1 7:57		54	E Church	Jump Ball Win	
			0-2	1 7:45	-2	24	C Thompson	FG Made	
50	M Hillman	Turn Over (Traveling)		1 7:27					
			0-5	1 7:18	-5	24	C Thompson	3Pt Made	
50	M Hillman	FG Made 41 K Brown Assist	2-5	1 7:04	-3				
				1 6:54		15	E Bolger	Turn Over (Traveling)	
41	K Brown	Turn Over		1 6:40					
41	K Brown	Def Rebound		1 6:22		20	M Benberry	3Pt Attempt	
34	M Sterling	3Pt Attempt 40 C Day Off Reb		1 6:14					
40	C Day	Turn Over (Bad Pass)		1 6:12					
				1 6:12		3	A Butler	Enter Game	for 20 M Benberry
				1 6:00		24	C Thompson	Turn Over (Bad Pass)	
41	K Brown	Steal		1 5:58					
40	C Day	3Pt Attempt		1 5:52		24	C Thompson	Def Rebound	
Lady Comets	Def Rebound			1 5:44		32	E Plass	FG Attempt	
41	K Brown	Turn Over (Violation)		1 5:39					
				1 5:29		32	E Plass	FG Attempt	3 A Butler Off Reb
			2-7	1 5:25	-5	3	A Butler	Putback Made	
				1 5:06		3	A Butler	Personal Foul	
				1 5:06		20	M Benberry	Enter Game	for 15 E Bolger
40	C Day	FT Attempt Lady Comets Deadball Reb		1 5:06					
40	C Day	FT Made	3-7	1 5:06	-4	3	A Butler	Turn Over	
				1 4:57					
41	K Brown	Steal		1 4:56					
34	M Sterling	FG Attempt Lady Comets Off Reb		1 4:45					
				1 4:43		51	C Brown	Enter Game	for 54 E Church
43	K Jones	Enter Game for 40 C Day		1 4:43					
50	M Hillman	Turn Over		1 4:29					
				1 4:28		32	E Plass	Steal	
35	M Gearhart	Def Rebound		1 4:18		32	E Plass	3Pt Attempt	
35	M Gearhart	FG Attempt 43 K Jones Off Reb		1 4:09					
43	K Jones	Putback Att		1 4:07		32	E Plass	Def Rebound	
			3-10	1 3:31	-7	24	C Thompson	3Pt Made	
34	M Sterling	FG Made 35 M Gearhart Assist	5-10	1 3:22	-5				
Lady Comets	Def Rebound			1 3:14		24	C Thompson	3Pt Attempt	
				1 3:10		33	A Miller	Enter Game	for 32 E Plass
41	K Brown	FG Attempt Lady Comets Off Reb		1 2:59					
				1 2:58		15	E Bolger	Enter Game	for 24 C Thompson
				1 2:58					
43	K Jones	FG Made 34 M Sterling Assist	7-10	1 2:49	-3				
				1 2:42		51	C Brown	Turn Over	
41	K Brown	Steal		1 2:42					
41	K Brown	3Pt Made 35 M Gearhart Assist	10-10	1 2:30 (T1)					
			10-13	1 2:11	-3	20	M Benberry	3Pt Made	3 A Butler Assist
41	K Brown	3Pt Made 34 M Sterling Assist	13-13	1 1:53 (T2)					
				1 1:40		15	E Bolger	Turn Over (Fumble)	
				1 1:37					
43	K Jones	Steal		1 1:17					
34	M Sterling	Turn Over		1 1:17		3	A Butler	Leave Game	
				1 1:17		15	E Bolger	Leave Game	
				1 1:17		20	M Benberry	Leave Game	
				1 1:17		33	A Miller	Leave Game	
				1 1:17		10	L Carcara	Enter Game	for 51 C Brown
				1 1:17		24	C Thompson	Enter Game	
				1 1:17		54	E Church	Enter Game	
				1 1:17		32	E Plass	Enter Game	
				1 1:17		20	M Benberry	Enter Game	
				1 0:54		24	C Thompson	3Pt Attempt	54 E Church Off Reb
35	M Gearhart	Def Rebound		1 0:49		54	E Church	FG Attempt	
43	K Jones	FG Made 34 M Sterling Assist	15-13	1 0:39 +2 (L1)					
43	K Jones	Def Rebound		1 0:30		54	E Church	FG Attempt	
35	M Gearhart	Layup Made	17-13	1 0:01	+4				

End of Period Summary Lady Comets 17 Crimsons 13

Largest Lead: Lady Comets 3 Crimsons 10 (7 pts)
Lead in Period: Lady Comets 3 Crimsons 10 (7 pts)
 6 for 5 oppo pts
 4 for 0 pts
 7/13 for 53.8 %
 1/2 for 50.0 %

Turnovers
2nd Chances
Field Goals
Free Throws

Lead Changes: 1 Ties: 2
Lead Changes: 1 Ties: 2 (this period)
 5 for 3 oppo pts
 2 for 2 pts
 5/13 for 38.5 %
 0/0 for 0.00 %

University of Kentucky Basketball - Play by Play Report - Period 2 (pg 1)
West Carter Lady Comets vs. DuPont Manual Crimsons
Date: 03/25/2000 Time: 12:00 Noon Site: Girls' Sweet 16, McBrayer Arena Attendance:

##	Name	Action	Action	Score	Clock	Diff	##	Name	Action	Action
				17-15	2 8:00		3	A Butler	Enter Game	for 10 L Carcara
					2 7:51	+2	32	E Plass	FG Made	20 M Benberry Assist
35	M Gearhart	Layup Att			2 7:41		54	E Church	Def Rebound	
34	M Sterling	Def Rebound			2 7:34		20	M Benberry	FG Attempt	
35	M Gearhart	Layup Att			2 7:27		3	A Butler	Def Rebound	
				17-17	2 7:17	(T3)	24	C Thompson	FG Made	
41	K Brown	Personal Foul		17-18	2 7:14	-1 (L2)	24	C Thompson	FT Made	
					2 6:56		54	E Church	Personal Foul	
50	M Hillman	FT Attempt	Lady Comets Deadball Reb		2 6:56	(T4)				
50	M Hillman	FT Made		18-18	2 6:56	(T4)				
				18-20	2 6:35	-2	3	A Butler	FG Made	
50	M Hillman	FG Made	41 K Brown Assist	20-20	2 6:16	(T5)				
					2 5:59		20	M Benberry	Turn Over	
41	K Brown	Steal			2 5:58					
					2 5:47		3	A Butler	Personal Foul	
					2 5:47		20	M Benberry	Leave Game	
					2 5:47		15	E Bolger	Enter Game	for 54 E Church
					2 5:47		51	C Brown	Enter Game	
41	K Brown	FG Attempt			2 5:44		51	C Brown	Def Rebound	
					2 5:37		51	C Brown	Turn Over	
43	K Jones	Steal			2 5:36					
34	M Sterling	3Pt Attempt			2 5:32		3	A Butler	Def Rebound	
					2 5:24		32	E Plass	Turn Over	(Traveling)
					2 5:24		10	L Carcara	Enter Game	for 3 A Butler
34	M Sterling	FG Made		22-20	2 5:14	+2 (L3)				
					2 5:05		15	E Bolger	Turn Over	
					2 5:05		41	D Jones	Enter Game	for 32 E Plass
					2 5:05				20 Sec Time Out	
41	K Brown	3Pt Attempt			2 4:46		10	L Carcara	Def Rebound	
43	K Jones	Personal Foul			2 4:45					
					2 4:39		15	E Bolger	FG Attempt	51 C Brown Off Reb
				22-22	2 4:37	(T6)	51	C Brown	Putback Made	
50	M Hillman	FG Made	35 M Gearhart Assist	24-22	2 4:26	+2				
				24-24	2 4:17	(T7)	51	C Brown	FG Made	10 L Carcara Assist
35	M Gearhart	Offensive Foul			2 3:59					
35	M Gearhart	Turn Over			2 3:59		10	L Carcara	Charge Taken	
					2 3:59		33	A Miller	Enter Game	for 41 D Jones
					2 3:59		32	E Plass	Enter Game	for 10 L Carcara
					2 3:48		15	E Bolger	Turn Over	
41	K Brown	3Pt Made	34 M Sterling Assist	27-24	2 3:42	+3				
				27-27	2 3:20	(T8)	24	C Thompson	3Pt Made	51 C Brown Assist
					2 3:10		24	C Thompson	Personal Foul	
					2 3:10		15	E Bolger	Leave Game	
					2 3:10		24	C Thompson	Leave Game	
					2 3:10		3	A Butler	Enter Game	for 51 C Brown
					2 3:10		20	M Benberry	Enter Game	
					2 3:10		54	E Church	Enter Game	
34	M Sterling	3Pt Made	35 M Gearhart Assist	30-27	2 2:59	+3				
					2 2:45		3	A Butler	FG Attempt	54 E Church Off Reb
34	M Sterling	Personal Foul		30-28	2 2:42	+2	54	E Church	FT Made	
41	K Brown	Def Rebound			2 2:42		54	E Church	FT Attempt	
34	M Sterling	FG Made		32-28	2 2:21	+4				
					2 2:10		54	E Church	Turn Over	
					2 2:10					
					2 2:10		24	C Thompson	Enter Game	for 3 A Butler
					2 2:10		51	C Brown	Enter Game	for 33 A Miller
34	M Sterling	FG Attempt			2 1:57		32	E Plass	Def Rebound	
43	K Jones	Personal Foul			2 1:51					
40	C Day	Enter Game	for 43 K Jones		2 1:51					
					2 1:38		32	E Plass	3Pt Attempt	51 C Brown Off Reb
				32-30	2 1:34	+2	51	C Brown	Putback Made	
35	M Gearhart	Turn Over	(Bad Pass)		2 1:27					
Lady Comets	Def Rebound				2 1:14		54	E Church	FG Attempt	
35	M Gearhart	FG Attempt	40 C Day Off Reb		2 0:52					
34	M Sterling	3Pt Made	35 M Gearhart Assist	35-30	2 0:01	+5				

End of Period Summary Lady Comets 35 Crimsons 30

Largest Lead: Lady Comets 3 Crimsons 10 (7 pts)

Lead in Period: Lady Comets 35 Crimsons 30 (5 pts)

2 for 0 oppo pts

1 for 3 pts

7/14 for 50.0 %

1/2 for 50.0 %

Turnovers
2nd Chances
Field Goals
Free Throws

Lead Changes: 3 Ties: 8
Lead Changes: 1 Ties: 6 (this period)

6 for 5 oppo pts

3 for 5 pts

7/12 for 58.3 %

2/3 for 66.7 %

OFFICIAL NCAA BASKETBALL BOX SCORE
 DuPont Manual Crimsons vs West Carter Lady Comets

03/25/2000 12:00 Noon
 1st Half Box Score

Arena Girls' Sweet 16, McBrayer Arena
 City, State

No.	DuPont Manual Crimsons	Total FG		3-point		FT	FTA	Rebounds			F	TP	A	TO	BLK	STL	MIN	
		FG	FGA	FG	FGA			Off	Def	Tot								
3	Ashley Butler	2	3	0	0	0	0	1	2	3	2	4	1	1	0	0	8:31	
10	Lauren Carcara	0	0	0	0	0	0	0	1	1	0	0	1	0	0	0	2:42	
15	* Erin Bolger	0	1	0	0	0	0	0	0	0	0	0	0	4	0	0	7:12	
20	* Morrisa Benberry	1	3	1	2	0	0	0	0	0	0	3	1	1	0	0	12:17	
24	* Chelsey Thompson	5	7	3	5	1	1	0	1	1	1	14	0	1	0	0	13:19	
32	* Elizabeth Plass	1	5	0	2	0	0	0	2	2	0	2	0	1	0	1	13:01	
33	Ashley Miller	0	0	0	0	0	0	0	0	0	0	0	0	0	0	0	3:42	
34	Ellen Doolittle	0	0	0	0	0	0	0	0	0	0	0	0	0	0	0	DNP	
41	Delmeka Jones	0	0	0	0	0	0	0	0	0	0	0	0	0	0	0	1:06	
50	Katie Hohmann	0	0	0	0	0	0	0	0	0	0	0	0	0	0	0	DNP	
51	Chandra Brown	3	3	0	0	0	0	2	1	3	0	6	1	2	0	0	8:13	
54	* Emily Church	0	3	0	0	1	2	2	1	3	1	1	0	1	0	0	9:57	
Team (Included in Totals)								0 0 0										
Totals		12	25	4	9	2	3	5	8	13	4	30	4	11	0	1	80	
Total FG%: 1st half 12 - 25 (48.0%)		2nd half 0 - 0 (0.00%)		Game 12 - 25 (48.0%)		Deadball		rebounds										
3Pt FG%: 1st half 4 - 9 (44.4%)		2nd half 0 - 0 (0.00%)		Game 4 - 9 (44.4%)		0												
FT%: 1st half 2 - 3 (66.7%)		2nd half 0 - 0 (0.00%)		Game 2 - 3 (66.7%)														

No.	West Carter Lady Comets	Total FG		3-point		FT	FTA	Rebounds			F	TP	A	TO	BLK	STL	MIN	
		FG	FGA	FG	FGA			Off	Def	Tot								
30	Leah Frasier	0	0	0	0	0	0	0	0	0	0	0	0	0	0	0	DNP	
32	Cassandra Glover	0	0	0	0	0	0	0	0	0	0	0	0	0	0	0	DNP	
33	Jenise James	0	0	0	0	0	0	0	0	0	0	0	0	0	0	0	DNP	
34	* Mandy Sterling	5	9	2	4	0	0	0	1	1	1	12	4	1	0	0	16:00	
35	* Megan Gearhart	1	5	0	0	0	0	0	2	2	1	2	5	2	0	0	16:00	
40	* Cathy Day	0	1	0	1	1	2	2	0	2	0	1	0	1	0	0	5:08	
41	* Kandi Brown	3	6	3	4	0	0	0	2	2	1	9	2	2	0	4	16:00	
42	Shanna Shelton	0	0	0	0	0	0	0	0	0	0	0	0	0	0	0	DNP	
43	Kayla Jones	2	3	0	0	0	0	1	1	2	2	4	0	0	0	2	10:52	
44	Brooke Mullis	0	0	0	0	0	0	0	0	0	0	0	0	0	0	0	DNP	
45	Nicki Burchett	0	0	0	0	0	0	0	0	0	0	0	0	0	0	0	DNP	
50	* Meghan Hillman	3	3	0	0	1	2	0	0	0	0	7	0	2	0	0	16:00	
55	Robin Butler	0	0	0	0	0	0	0	0	0	0	0	0	0	0	0	DNP	
Team (Included in Totals)								2 3 5										
Totals		14	27	5	9	2	4	5	9	14	5	35	11	8	0	6	80	
Total FG%: 1st half 14 - 27 (51.9%)		2nd half 0 - 0 (0.00%)		Game 14 - 27 (51.9%)		Deadball		rebounds										
3Pt FG%: 1st half 5 - 9 (55.6%)		2nd half 0 - 0 (0.00%)		Game 5 - 9 (55.6%)		2												
FT%: 1st half 2 - 4 (50.0%)		2nd half 0 - 0 (0.00%)		Game 2 - 4 (50.0%)														

Technical Fouls: None

Attendance: Unknown

Officials: Laura Morris, John Chamberlain, Kerry Henson

Score by Period	1st H	2nd H	Final	Record	Overall Conf
West Carter Lady Comets	35	0	35	Lady Comets: 36-1	
DuPont Manual Crimsons	30	0	30	Crimsons: 23-4	

	Lady Comets Crimsons		Lady Comets Crimsons		Lady Comets Crimsons	
Points off Turnovers	8	5	3	7	4	10
Points in the Paint	10	6	15	12	2	2
Largest Lead	3	10 (7 pts)	3		8	
Second Effort Points						
3 Point Points						
Lead Changes						
Bench Points						
Free Throw Points						
Number of Ties						

University of Kentucky Basketball - Play by Play Report - Period 3 (pg 1)
West Carter Lady Comets vs. DuPont Manual Crimson
Date: 03/25/2000 Time: 12:00 Noon Site: Girls' Sweet 16, McBrayer Arena Attendance: 3,863

##	Name	Action	Score	Clock	Diff	##	Name	Action	Action
				3 8:00		20	M Benberry	Leave Game	
				3 8:00		24	C Thompson	Leave Game	
				3 8:00		32	E Plass	Leave Game	
				3 8:00		51	C Brown	Leave Game	
				3 8:00		54	E Church	Leave Game	
34	M Sterling	Leave Game		3 8:00					
35	M Gearhart	Leave Game		3 8:00					
40	C Day	Leave Game		3 8:00					
41	K Brown	Leave Game		3 8:00					
50	M Hillman	Leave Game		3 8:00					
				3 8:00		15	E Bolger	Enter Game	
				3 8:00		20	M Benberry	Enter Game	
				3 8:00		24	C Thompson	Enter Game	
				3 8:00		32	E Plass	Enter Game	
				3 8:00		54	E Church	Enter Game	
34	M Sterling	Enter Game		3 8:00					
35	M Gearhart	Enter Game		3 8:00					
40	C Day	Enter Game		3 8:00					
41	K Brown	Enter Game		3 8:00					
50	M Hillman	Enter Game		3 8:00					
			35-33	3 7:51 +2		32	E Plass	3Pt Made	24 C Thompson Assist
34	M Sterling	FG Attempt		3 7:17		54	E Church	Def Rebound	
			35-35	3 7:11 (T9)		20	M Benberry	FG Made	24 C Thompson Assist
43	K Jones	Enter Game		3 7:10					
		for 40 C Day		3 7:02		20	M Benberry	Personal Foul	
50	M Hillman	FG Made		3 6:43 +2					
35	M Gearhart	Def Rebound		3 6:28		15	E Bolger	3Pt Attempt	
43	K Jones	FG Attempt		3 6:20		54	E Church	Def Rebound	
		43 K Jones Assist	37-35	3 6:14 (T10)		24	C Thompson	FG Made	15 E Bolger Assist
34	M Sterling	Personal Foul		3 6:14 -1 (L4)		24	C Thompson	FT Made	
35	M Gearhart	FG Made		3 5:54 +1 (L5)					
				3 5:38		20	M Benberry	Turn Over	
41	K Brown	Steal		3 5:37					
41	K Brown	FT Made		40-38	3 5:36 +2	24	C Thompson	Personal Foul	
41	K Brown	FT Made		41-38	3 5:36 +3				
				3 5:36		3	A Butler	Enter Game	for 15 E Bolger
				3 5:26		51	C Brown	Enter Game	for 20 M Benberry
				3 5:25		24	C Thompson	Turn Over	
35	M Gearhart	Steal		3 5:03					
41	K Brown	Turn Over		3 5:00		54	E Church	Steal	
		(Bad Pass)		3 4:56		51	C Brown	FG Attempt	
34	M Sterling	Def Rebound		3 4:35 +6					
41	K Brown	3Pt Made		3 4:19		24	C Thompson	3Pt Attempt	
34	M Sterling	Def Rebound		3 3:58					
41	K Brown	Turn Over		3 3:58		20	M Benberry	Enter Game	for 54 E Church
		(Bad Pass)		3 3:36		32	E Plass	FG Attempt	
34	M Sterling	Def Rebound		3 3:29 +7		3	A Butler	Personal Foul	
35	M Gearhart	FT Made		3 3:16					
35	M Gearhart	FT Made		45-38	3 3:29 +8	20	M Benberry	Turn Over	(Bad Pass)
				3 3:14					
41	K Brown	Steal		3 3:05 +11					
34	M Sterling	3Pt Made		3 3:00					
		35 M Gearhart Assist	49-38	3 3:00					
				3 2:45					
43	K Jones	Personal Foul		3 2:45					
				3 2:45					
40	C Day	Enter Game		3 2:38		3	A Butler	FG Attempt	
50	M Hillman	Def Rebound		3 2:20					
50	M Hillman	3Pt Attempt		3 2:19					
		35 M Gearhart Off Reb		3 2:15					
		50 M Hillman Off Reb		3 2:12		51	C Brown	Block	51 C Brown Def Reb
				3 2:05		3	A Butler	Turn Over	
41	K Brown	Steal		3 2:04					
41	K Brown	Layup Made		3 2:02 +13					
			51-38	3 1:49		54	E Church	Enter Game	for 51 C Brown
				3 1:47		3	A Butler	Turn Over	(Bad Pass)
				3 1:44					
34	M Sterling	Steal		3 1:42		32	E Plass	Def Rebound	
40	C Day	Layup Att		3 1:21		32	E Plass	Turn Over	
				3 1:20					
34	M Sterling	Steal		3 1:16					
35	M Gearhart	Turn Over		3 1:16		15	E Bolger	Enter Game	for 3 A Butler
		(Traveling)		3 0:57 +11		24	C Thompson	FG Made	
			51-40	3 0:07 +13					
35	M Gearhart	FG Made		3 0:02		15	E Bolger	Turn Over	
40	C Day	Steal		3 0:02					

University of Kentucky Basketball - Play by Play Report - Period 3 (pg 2)
 West Carter Lady Comets vs. DuPont Manual Crimsons
 Date: 03/25/2000 Time: 12:00 Noon Site: Girls' Sweet 16, McBrayer Arena Attendance: 3,863

## Name	Action	Action	Score	Clock	Diff	## Name	Action	Action
End of Period Summary Lady Comets 53 Crimsons 40								
Largest Lead: Lady Comets 51 Crimsons 38 (13 pts)						Lead Changes: 5 Ties: 10		
Lead in Period: Lady Comets 51 Crimsons 38 (13 pts)						Lead Changes: 2 Ties: 2 (this period)		
3 for 2 oppo pts						7 for 7 oppo pts		
2 for 0 pts						0 for 0 pts		
6/12 for 50.0 %						4/9 for 44.4 %		
4/4 for 100 %						1/1 for 100 %		
						Turnovers		
						2nd Chances		
						Field Goals		
						Free Throws		

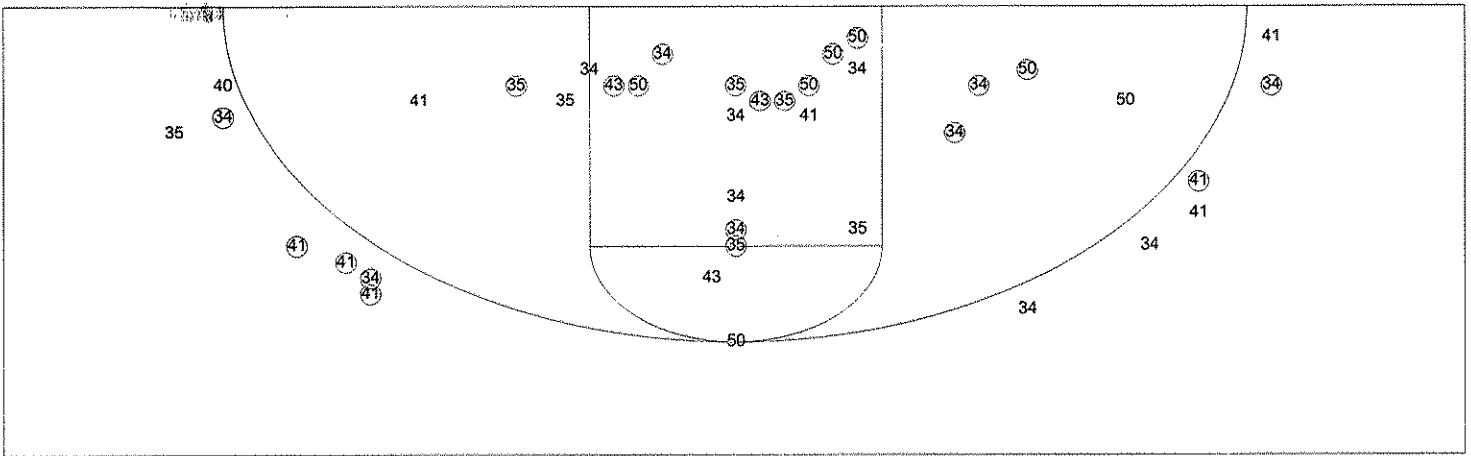
University of Kentucky Basketball - Play by Play Report - Period 4 (pg 1)
West Carter Lady Comets vs. DuPont Manual Crimsons
Date: 03/25/2000 Time: 12:00 Noon Site: Girls' Sweet 16, McBrayer Arena Attendance: 3,863

##	Name	Action	Score	Clock	Diff	##	Name	Action	Action
				4 8:00		10	L Carcara	Leave Game	
				4 8:00		15	E Bolger	Leave Game	
				4 8:00		24	C Thompson	Leave Game	
				4 8:00		32	E Plass	Leave Game	
				4 8:00		3	A Butler	Enter Game	for 54 E Church
				4 8:00		10	L Carcara	Enter Game	
				4 8:00		24	C Thompson	Enter Game	
				4 8:00		32	E Plass	Enter Game	
				4 8:00		54	E Church	Enter Game	
35	M Gearhart	Turn Over		4 7:50					
			53-42	4 7:46	+11	3	A Butler	Steal	
35	M Gearhart	FG Made	55-42	4 7:26	+13	24	C Thompson	Layup Made	
			55-45	4 6:55	+10	32	E Plass	3Pt Made	24 C Thompson Assist
43	K Jones	Enter Game		4 6:43					
		for 40 C Day		4 6:35		3	A Butler	Personal Foul	
				4 6:35		20	M Benberry	Enter Game	for 3 A Butler
41	K Brown	3Pt Attempt		4 6:32		24	C Thompson	Def Rebound	
			55-48	4 6:24	+7	32	E Plass	3Pt Made	24 C Thompson Assist
35	M Gearhart	FG Made	57-48	4 6:12	+9				
43	K Jones	Def Rebound		4 6:04		24	C Thompson	3Pt Attempt	
35	M Gearhart	Turn Over		4 6:00					
		41 K Brown Assist		4 5:41		54	E Church	Turn Over	(Traveling)
50	M Hillman	FG Attempt		4 5:25		32	E Plass	Def Rebound	
				4 5:19		32	E Plass	Turn Over	(Bad Pass)
34	M Sterling	FG Made	59-48	4 5:10	+11				
				4 4:59		24	C Thompson	Turn Over	
35	M Gearhart	Steal		4 4:58					
35	M Gearhart	Layup Made	61-48	4 4:56	+13				
				4 4:53			Crimsons	20 Sec Time Out	
				4 4:53		51	C Brown	Enter Game	for 54 E Church
				4 4:38		32	E Plass	3Pt Attempt	24 C Thompson Off Reb
			61-50	4 4:36	+11	24	C Thompson	FG Made	
43	K Jones	Personal Foul		4 4:36	+10	24	C Thompson	FT Made	
35	M Gearhart	Turn Over		4 4:23					
41	K Brown	Personal Foul		4 4:14	+9	51	C Brown	FT Made	
		(5 Sec Violation)		4 4:14	+8	51	C Brown	FT Made	
50	M Hillman	FG Made	63-53	4 4:03	+10				
		34 M Sterling Assist		4 3:46		10	L Carcara	Turn Over	
				4 3:45					
34	M Sterling	Steal		4 3:40		51	C Brown	Def Rebound	
35	M Gearhart	3Pt Attempt		4 3:30		20	M Benberry	3Pt Attempt	
35	M Gearhart	Def Rebound		4 3:10		10	L Carcara	Personal Foul	
				4 3:10		3	A Butler	Enter Game	for 20 M Benberry
				4 3:00					
				4 2:26		10	L Carcara	Personal Foul	
				4 2:26		15	E Bolger	Enter Game	for 10 L Carcara
35	M Gearhart	FT Made	64-53	4 2:02	+11	24	C Thompson	Personal Foul	
35	M Gearhart	FT Made	65-53	4 2:02	+12				
				4 2:02		54	E Church	Enter Game	for 51 C Brown
				4 1:56			Crimsons	20 Sec Time Out	
34	M Sterling	Def Rebound		4 1:50		24	C Thompson	3Pt Attempt	
				4 1:46		3	A Butler	Personal Foul	
				4 1:46		20	M Benberry	Enter Game	for 3 A Butler
34	M Sterling	FT Made	66-53	4 1:46	+13				
34	M Sterling	FT Made	67-53	4 1:46	+14				
				4 1:42		32	E Plass	Turn Over	
41	K Brown	Steal		4 1:42					
41	K Brown	FT Made	68-53	4 1:38	+15	24	C Thompson	Personal Foul	
41	K Brown	FT Made	69-53	4 1:38	+16				
				4 1:30		20	M Benberry	Turn Over	
				4 1:29		24	C Thompson	Personal Foul	
				4 1:29		10	L Carcara	Enter Game	for 24 C Thompson
41	K Brown	FT Made	70-53	4 1:29	+17				
41	K Brown	FT Made	71-53	4 1:29	+18				
				4 1:22		32	E Plass	3Pt Attempt	20 M Benberry Off Reb
			71-55	4 1:10	+16	54	E Church	FG Made	32 E Plass Assist
				4 1:01		15	E Bolger	Personal Foul	
43	K Jones	Leave Game		4 1:01					
42	S Shelton	Enter Game		4 1:01					
44	B Mullis	Enter Game		4 1:01					
		for 50 M Hillman		4 1:01		32	E Plass	Leave Game	
				4 1:01		33	A Miller	Enter Game	for 54 E Church
				4 1:01		41	D Jones	Enter Game	
41	K Brown	FT Made	72-55	4 1:01	+17				
41	K Brown	FT Made	73-55	4 1:01	+18				
35	M Gearhart	Def Rebound		4 0:53		15	E Bolger	3Pt Attempt	

University of Kentucky Basketball - Play by Play Report - Period 4 (pg 2)
West Carter Lady Comets vs. DuPont Manual Crimsons
Date: 03/25/2000 Time: 12:00 Noon Site: Girls' Sweet 16, McBrayer Arena Attendance: 3,863

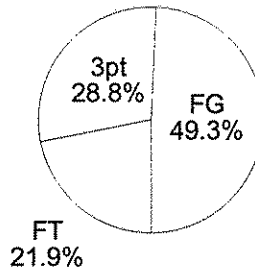
## Name	Action	Action	Score	Clock	Diff	## Name	Action	Action
End of Period Summary Lady Comets 73 Crimsons 55								
Largest Lead: Lady Comets 71 Crimsons 53 (18 pts)						Lead Changes: 5 Ties: 10		
Lead in Period: Lady Comets 71 Crimsons 53 (18 pts)						Lead Changes: 0 Ties: 0 (this period)		
3 for 4 oppo pts						6 for 8 oppo pts		
0 for 0 pts						2 for 5 pts		
5/8 for 62.5 %						5/11 for 45.5 %		
10/10 for 100 %						3/3 for 100 %		
						Turnovers		
						2nd Chances		
						Field Goals		
						Free Throws		

University of Kentucky Basketball - TEAM SHOT CHART for the Lady Comets
 West Carter Lady Comets vs. DuPont Manual Crimson
 DATE: 03/25/2000 TIME: 12:00 Noon SITE: Girls' Sweet 16, McBrayer Arena

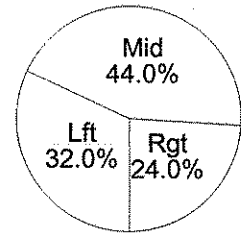


Shot Summary	M/A	%	PTS
3Pt FG	7/14	50.0%	21
2Pt FG	18/33	54.5%	36
Layups - L	2/5	40.0%	4
Layups - R	1/1	100.0%	2
Dunks	0/0	0.0%	0
Putbacks	0/2	0.0%	0
Overall Shooting	25/47	53.2%	57
Free Throws	16/18	88.9%	16
Total Points			73

Scoring Distribution

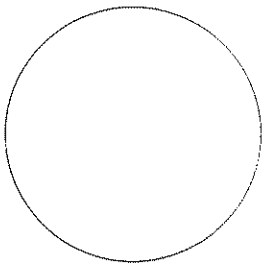


Scoring Locations

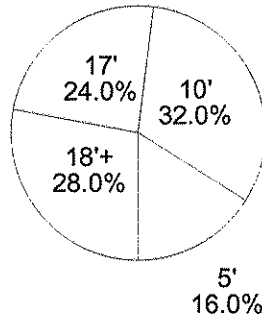


By Period	FG	FGA	FG%	3Pt	3PA	3P%	FT	FTA	FT%	PTS	ORB	DRB	TR	PF	AST	TO	BS	ST	P/S
1st Period	7	13	53.8	2	4	50.0	1	2	50.0	17	4	6	10	0	6	6	0	4	1.21
2nd Period	7	14	50.0	3	5	60.0	1	2	50.0	18	1	3	4	5	5	2	0	2	1.20
3rd Period	6	12	50.0	2	3	66.7	4	4	100	18	2	5	7	2	2	3	0	7	1.29
4th Period	5	8	62.5	0	2	0.00	10	10	100	20	0	4	4	2	2	3	0	3	1.54
Game	25	47	53.2	7	14	50.0	16	18	88.9	73	7	18	25	9	15	14	0	16	1.30

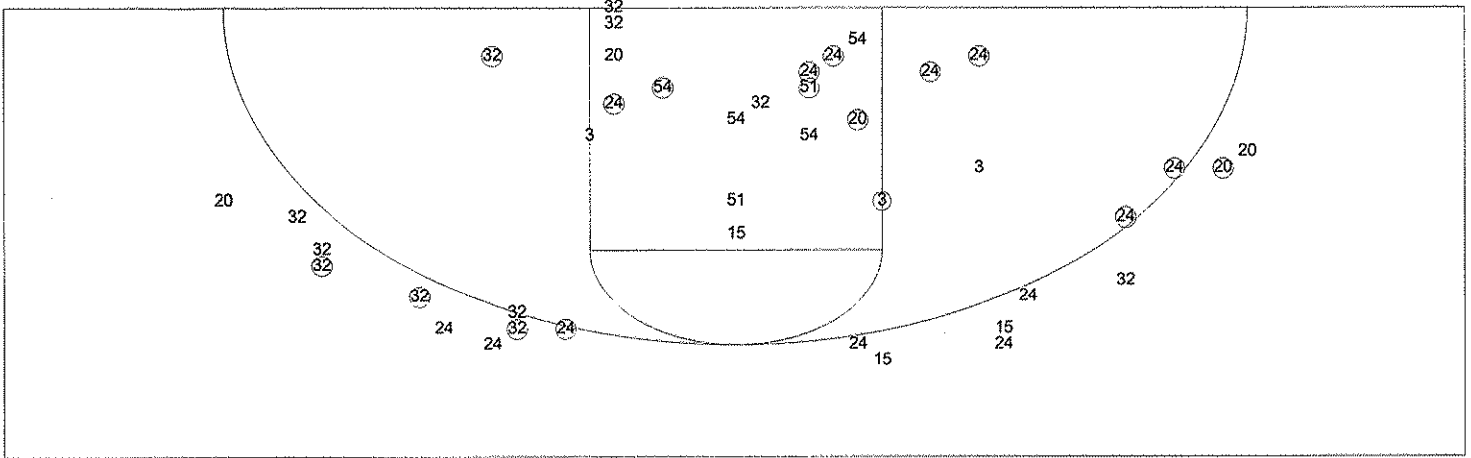
Scoring Breakdown



Scoring Range

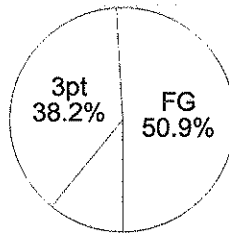


University of Kentucky Basketball - TEAM SHOT CHART for the Crimsons
 West Carter Lady Comets vs. DuPont Manual Crimsons
 DATE: 03/25/2000 TIME: 12:00 Noon SITE: Girls' Sweet 16, McBrayer Arena

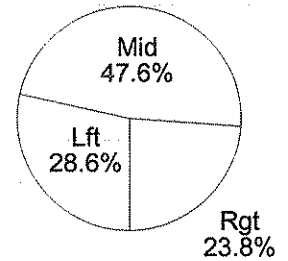


Shot Summary	M/A	%	PTS
3Pt FG	7/20	35.0%	21
2Pt FG	14/25	56.0%	28
Layups - L	1/1	100.0%	2
Layups - R	0/0	0.0%	0
Dunks	0/0	0.0%	0
Putbacks	3/3	100.0%	6
Overall Shooting	21/45	46.7%	49
Free Throws	6/7	85.7%	6
Total Points			55

Scoring Distribution




Scoring Locations



By Period	FG	FGA	FG%	3Pt	3PA	3P%	FT	FTA	FT%	PTS	ORB	DRB	TR	PF	AST	TO	BS	ST	P/S
1st Period	5	13	38.5	3	7	42.9	0	0	0.00	13	2	2	4	1	1	5	0	1	1.00
2nd Period	7	12	58.3	1	2	50.0	2	3	66.7	17	3	6	9	3	3	6	0	0	1.31
3rd Period	4	9	44.4	1	3	33.3	1	1	100	10	0	4	4	3	3	7	1	1	1.11
4th Period	5	11	45.5	2	8	25.0	3	3	100	15	2	3	5	8	3	6	0	1	1.25
Game	21	45	46.7	7	20	35.0	6	7	85.7	55	7	15	22	15	10	24	1	3	1.15

Scoring Breakdown



Scoring Range

